

# DOOR STYLE & FINISH GUIDE



# MAPLE FINISHES



MOCHA  
(02)



CHESTNUT  
(66)



BRANDY  
(19)



JAVA  
(25)




SLATE  
(64)

# PAINTED FINISHES



FRESH WHITE  
(04)



ALABASTER  
(82)



DOVE GRAY  
(83)

## SHAKER




(02)



(66)



(19)



(25)



(64)



(04)



(82)




(83)

## MONTEREY




(02)



(66)



(19)



(25)



(64)



(83)



(04)



(82)



LINCOLN




CRAFTSMAN




FENTON




(02)



(66)



(19)



(25)



(64)



(04)



(82)




(83)

# THERMOFOIL DELIVERS UNMATCHED STYLE AND DURABILITY

Foils and coatings bonded to a composite wood material using an intense heat and pressure-bonding process. This revolutionary process creates a seamless surface that is extremely durable and easy to clean, while providing a uniform look from door to door.


## THERMOFOIL FINISH OPTIONS

### BASE PRICING



WHITE  
(30)


### GROUP 0 PRICING




CLOUD  
(86R)



GRANITE  
(83R)




STORM  
(37R)




ONYX  
(41R)


### GROUP 1 PRICING



SATIN WHITE  
(32)




SABLE  
(72)




WENGI  
(73)


### GROUP 2 PRICING




TSUKI1  
(76W)




WEATHERED GRAY  
(34R)



SATOMI  
(79A)



TSUKI2  
(76G)



SANDSTONE  
(45R)

## LENOX



(30)



(32)



(86R)



(83R)



(37R)



(41R)



(76W)



(34R)




(79A)



(76G)



(72)



(73)



(45R)

## MISSION



(30)



(32)



(86R)



(83R)



(37R)



(41R)



(76W)



(34R)




(79A)



(76G)



(72)



(73)



(45R)

## HAMILTON



(30)



(32)



(86R)



(83R)



(37R)



(41R)

# ALUMINUM DOOR FOR WALL LIFT UP AND WALL FLIP UP



Only available with Frosted Glass Inserts.

# GLASS INSERT OPTION FOR WALL CABINETS



Wall Glass Cabinets are available in Clear Glass only. All components: tops, bottoms, backs and shelves are made with 5/8" laminated furniture board. Cabinets come standard with matching laminate finished ends and matching laminate interior.

Glass is tempered.

## DRAWER BOXES



STANDARD METABOX WITH WHITE INTERIOR



STANDARD METABOX WITH BEIGE INTERIOR



UPGRADED DOVETAIL DRAWER  
WITH SOFT CLOSE GLIDE

## MAPLE DOOR STYLES



## THERMOFOIL DOOR STYLES

